

ACCESSORIES

GeNunc Tubes for Amplification

Features and Benefits

- Optimized for liquid phase PCR
- GeNunc tubes and caps are made of virgin polypropylene which can withstand temperatures from -20 °C to +122 °C
- Available in 0.2 ml strips or as 0.2 ml and 0.5 ml individual tubes
- V-shaped tubes with uniformly thin walls
- Dome-shaped lids for good contact with heated lids of cycler
- Compatible with most 0.2 ml and 0.5 thermal cycler formats
- Offers uniform heat transmission for maximum yield
- Certified RNase and DNase free



Product	Product Description	Quantity
T_0322	PCR Tube Strips, 0.2 ml with matching cap strip	1 case (600 each) 120 each
T_0447	PCR Tubes, 0.2 ml with attached caps	1 case (10,000 each) 1000 each
T_0572	PCR Tubes, 0.5 ml with attached caps	1000 each

GeNunc Tube Tray and Holder

Features and Benefits

- Standard 96 MicroWell format to hold 0.2 ml PCR tubes, strips or Nunc 96-well Amplification Plates
- Plate compatible with automated handling systems
- Removable tray can be fitted directly into the thermal cycler
- Compatible with V-bottom 0.2 ml tube block thermal cycler formats of major manufacturers
- Alphanumerically marked for sample identification
- Tray fits holder in only one way to make orientation easy
- Can be used as a storage system
- Stackable space saving units with lid lugs for stability during storage
- Chemically resistant to weak acids and alcohols




Product	Product Description	Quantity
P_4366	Tube Tray and Holder	1 each 5 each

PCR multiwell plates, 96-well

Virgin polypropylene, fully autoclavable, and certified DNase- and RNase-free. Wells have thin walls for rapid temperature equilibration and reduced cycle time.

A rigid top plate (included) minimizes plate distortion, assures a dependable fit with the thermal cycler, and allows for leak-proof seal with Micro-Mats or Cap Strips. Each well has a capacity of 200 µl.




Product	Product Description	Quantity
Z37,490-3	PCR multiwell plates, 96-well Pkg of 25 plates	2 pkg

ACCESSORIES

PCR multiwell plates, 384-well


Plates are skirted for compatibility with automation systems. Wells have raised rims to ensure contact with sealing film and reduce evaporation. Each well has a capacity of 40 μ l and a working volume of 25 μ l.



Product	Product Description	Quantity
Z37,491-1	PCR multiwell plates, 384-well Pkg of 50 plates	1 pkg

Micro mats for PCR plates

Molded to fit standard 96-well plates, these mats have 96 dimples on each side to facilitate placement and return condensate to reaction mixture. When used with a screw- or clip-down thermal cycler lid, provides 100% sealing. Fully autoclavable, reversible, reusable up to 50 times.



Product	Product Description	Quantity
Z37,493-8	Micro mats for PCR plates	5 each

Sealing film for 96-well multiwell plates

Sheets are precut to fit standard multiwell plates; both film and adhesive are inert and compatible with microplate procedures. Adhesive forms a tight, waterproof seal, preventing cross-contamination and evaporation. ThermalSeal is polypropylene-based, pressure-resistant, and thermostable from -40 to $+125$ $^{\circ}$ C. Excellent for sensitive PCR applications, it is manufactured RNase- and DNase-free.



Product	Product Description	Quantity
Z36,967-5	ThermalSeal film, non-sterile	100 each
Z36,968-3	ThermalSeal film, sterile	100 each

PCR microtubes, PurePak

Reaching into a bulk bag of tubes can cause contamination; PurePak packaging solves this problem by dividing tubes into ten separate PurePaks. PurePaks can be opened as needed to protect unused tubes from contamination. Thin walled tubes are precision-molded with premium, non-wettable polypropylene and receive multi-point, quality inspections to ensure unsurpassed performance. Certified RNase-, DNase- and pyrogen-free. Clear, non-sterile.

Product	Product Description	Quantity
P_3114	Flat caps (thin wall) Size: 0.2 ml volume Case of 10 packs Pack of 1000 tubes	1 pkg 1 case
P_3239	Dome caps (thin wall) Size: 0.2 ml volume Case of 10 packs Pack of 1000 tubes	1 pkg 1 case
P_3489	8 tube strips with strip caps (thin wall) Size: 0.2 ml volume Case of 10 packs Pack of 120 strips (of 8 tubes)	1 pkg 1 case
P_3364	Flat caps (thin wall) Size: 0.5 ml volume Pack of 1000 tubes	1 pkg

ACCESSORIES

PCR microtubes

All polypropylene, thin-walled for efficient thermal transfer and shorter cycle times; fits all leading thermal cyclers including Applied Biosystems, Biometra, MJ Research, Techne, Grant, and Stratagene (0.65 ml only). All are fully autoclavable and certified DNase- and RNase-free. All tolerate organic solvent reactions and temperatures from -4 to 121 °C.



Product	Product Description	Quantity
Z37,487-3	Size: 0.2 ml Each tube has an individual flip cap Case of 4 pkg Pkg of 250 tubes	1 pkg 1 case
Z37,488-1	Size: 0.65 ml Each tube has an individual flip cap Case of 4 pkg Pkg of 250 tubes	1 pkg 1 case
Z37,496-2	Strip tubes: 0.2 ml Strips of eight tubes connected with double bridges to avoid accidental separation. Caps also are in strips of eight. Can be cut apart to use individually if desired. Pkg of 250 strips (2,000 tubes and caps)	1 pkg

Pierceable cap strips for PCR tubes

Caps in strips of eight; the center of each cap can be pierced with a hypodermic needle for quick sample removal without generating aerosols or other sources of cross-contamination. Caps can be used with 0.2 ml PCR strip tubes and 96-well plates.




Product	Product Description	Quantity
Z37,495-4	Pierceable cap strips For PCR tubes Pkg of 120 strips (960 caps)	1 pkg

BOOKS

Molecular Cloning: A Laboratory Manual, 3rd ed., Vols. 1, 2 and 3

J.F. Sambrook, D.W. Russell, and N. Irwin, Cold Spring Harbor Laboratory Press, Cold Spring Harbor, NY, 2000, 2100 pp., Soft cover

In this new edition, authors Joe Sambrook and David Russell have completely updated the book, revising every protocol and adding a mass of new material, to broaden its scope and maintain its unbeatable value for studies in genetics, molecular cell biology, developmental biology, microbiology, neuroscience, and immunology. As in earlier editions, this is the only manual that explains how to achieve success in cloning and provides a wealth of information about why techniques work, how they were first developed, and how they have evolved. It includes 240 laboratory protocols in DNA science in which over 35% were created especially for this edition, along with coverage of bioinformatics and DNA microarrays.




Product	Product Description	Quantity
M 8265	Molecular Cloning: A Laboratory Manual, 3rd ed., Vols. 1, 2 and 3 ISBN: 0-87969-577-3	1 set

Differential Display: A Practical Approach

R.A. Leslie and H.A. Robertson, Oxford University Press, Oxford, England, 2000, 288 pp., Soft cover

Making sense of the enormous amount of data being generated by various genome projects, especially the human genome project, is an extremely challenging task. Understanding the ways in which genes are differentially expressed in various tissues and cell types, throughout ontogenetic development and in pathological processes, will go a long way towards understanding the function of all these "new" genes and their protein products. This book explains in detail how to perform the technique of RT-PCR Differential Display in various kinds of experimental biological systems.




Product	Product Description	Quantity
D 2186	Differential Display: A Practical Approach ISBN: 0-19-963758-X	1 each

DNA Sequencing Protocols, 2nd ed.

C.A. Graham and A.J.M. Hill, Humana Press, 2001, 244 pp., Soft cover

Major advances have made PCR-based semiautomated fluorescent sequencing the norm. This new edition provides up-to-date PCR-based methods for DNA sequencing, many suitable for human genome sequencing and mutation detection in human disease. It offers new material on automated DNA sequencers, capillary DNA sequencers, heterozygote mutation detection, web-based sequencing databases and genome sequencing sites, and the human genome project. It offers easy-to-follow methods that will improve the accuracy and quality of DNA sequences obtained by smaller laboratories and help lay the foundation for molecular diagnostics. Methods in Molecular Biology Series #167



Product	Product Description	Quantity
D 4814	DNA Sequencing Protocols, 2nd ed. ISBN: 0-896-03721-5	1 each

Order: 1.800.325.3010 Technical Service: 1.800.325.5832

Related PCR Reagents
and Accessories




BOOKS

PCR Applications: Protocols for Functional Genomics

M.A. Innis, D.H. Gelfand, and J.J. Sninsky, Academic Press, San Diego, CA, 1999, 584 pp., Soft cover

From ready mutation of DNA/RNA to speedy analysis of tens of thousands of nucleotide sequences, PCR Applications examines the latest developments in this field. It includes statistical refinement of primer design parameters, techniques used in microscopic tissue samples, such as single cell PCR, whole cell PCR, laser capture microdissection, and *in situ* PCR. The manual discusses techniques that focus on gene discovery, genomics, and DNA array technology.




Product	Product Description	Quantity
P 4609	PCR Applications: Protocols for Functional Genomics ISBN: 0-12-372186-5	1 each

PCR Cloning Protocols, 2nd ed.

B.Y. Chan and H.W. Janes, Humana Press, 2002, 421 pp., Comb bound

This edition updates and expands Bruce White's best-selling "PCR Protocols" (1997) with the newest procedures for DNA cloning and mutagenesis. Here the researcher will find readily reproducible methods for all the major aspects of PCR use, including PCR optimization, computer programs for PCR primer design and analysis, and novel variations for cloning genes of special characteristics or origin, with emphasis on long PCR and GC-rich template amplification.

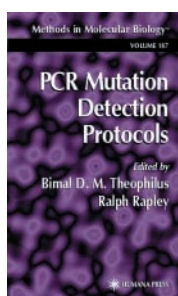


Product	Product Description	Quantity
P 8117	PCR Cloning Protocols, 2nd ed. ISBN: 0-89603-973-0	1 each

PCR Mutation Detection Protocols

B.D. Theophilus and R. Rapley, Humana Press, 2002, 224 pp, Hard cover

This book provides biological and clinical investigators with a comprehensive collection of new, recent, and updated PCR-based screening methods suitable for detecting the presence of both known and novel mutations. The methods cover point mutations (e.g., ASO-PCR, SSCP, DGGE, chemical cleavage), deletions (multiplex PCR, FISH, blotting), non-sense mutations (PTT), and more. The new techniques of DNA array analysis, along with such recently developed experimental methods as conformation-sensitive gel electrophoresis, are also included. Methods in Molecular Biology #187.



Product	Product Description	Quantity
P 8867	PCR Mutation Detection Protocols ISBN: 0-89603-617-0	1 each